


Infor FMS SunSystems 5.4.1 from Sapphire Systems plc



ABOUT SAPHIRE

Sapphire Systems plc is an Infor Global Partner – No.1 for SunSystems worldwide, an SAP Gold Partner – No. 1 for SAP Business One in EMEA, and the Premier Partner for Professional Advantage. Over the past 20 years, Sapphire has built a team of technical and services personnel who have led some 2,500 system implementations - from single-user systems to large, multi-national finance and ERP applications.

Sapphire has global rollout capabilities that are available across all continents, and that are backed by a large team of software specialists. With consistent, double digit revenue growth over the last several years, Sapphire joined the ranks of the Deloitte Fast 500 EMEA Technology Providers in 2005 and The Sunday Times International Track 100 in 2011.

With offices in London, Birmingham, Manchester and Edinburgh in the UK, New York, Los Angeles & Houston – USA, as well as Mumbai – India, the group today provides solutions, services and support to over 700 companies worldwide.

Need More Information?

+44 (0)20 7648 2000
info@sapphiresystems.com
www.sapphiresystems.com

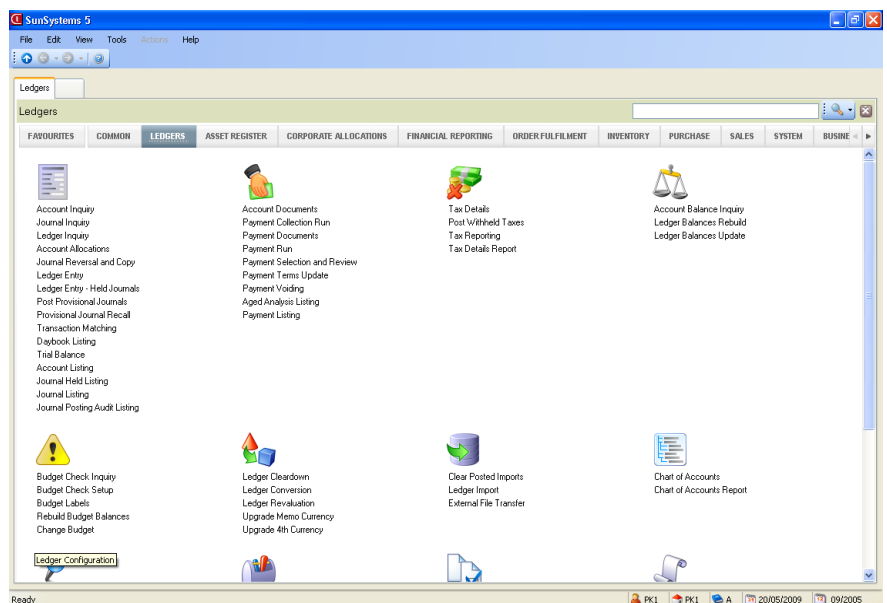
What's New in SunSystems 5.4.1

The following functionality has been introduced or enhanced in Infor FMS SunSystems 5.4.1:

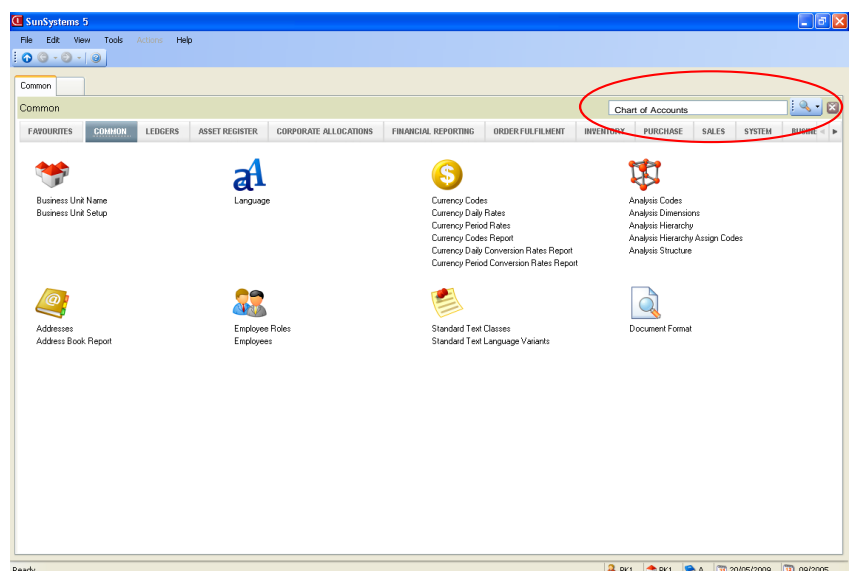
New User Interface

Infor FMS SunSystems 5.4.1 provides an up to date and attractive tabbed user interface, with the following main features:

- Tabbed sessions – the tabbed interface allows you to open multiple sessions and quickly access different functions in each one.



- Hosted forms – SunSystems function forms are displayed within the new interface's tabbed sessions.
- Flat Structure – menu item hyperlinks are organized within module-level groups on the main navigation bar.
- Free text search – a function selection control is provided, which has two modes: character search, and lookup from a list ordered by function code.



With thousands of implementations in more than 190 countries, Infor10 Financials Business (SunSystems) FMS is a proven, customer-driven solution that meets the full range of the Finance Director's traditional and expanded business responsibilities today. For years it has provided a powerful, real-time financial transaction processing engine that lets you see the immediate impact of any financial posting—giving you actionable visibility into your business

- URL support – You can add URL links to the favourites group, and browse them through SunSystems.
- WYSIWYG Menu Designer – User Group Menu Designer allows you to modify menus for a specific user group, whilst simultaneously displaying the menu appearance for that group.

SunSystems Security

The Global Security Framework has been renamed to SunSystems Security. The version released with SunSystems 5.4.1 is SunSystems Security 1.4. See the separate SunSystems Security Upgrade Guide for more information.

Enhanced User Manager Function Permissions:

- Central point of control to secure access to Functions
- Only securable functions included
- Command button loophole removed
- Action level permissions defined on permitted functions forms
- Supports single permissions report covering functions, forms and actions.

Removal of SunSystems SuperUser

Prior to SunSystems 5.4.1, several administration functions were only available to the SunSystems SuperUser in order to control their use. Access to these functions is now controlled via the SunSystems v5 Menu Items function in User Manager Groups. That is, they are controlled like all other SunSystems v5 functions, by associating them with a particular group who can then access them in SunSystems; if a user belongs to a group that does not have the function associated with them, then they are unable to access it in SunSystems.

In addition, the Clear Operators and Display Users Current Activity functions, which were previously SuperUser functions, have been removed from SunSystems. A new function Manage Operator Activity has been added to User Manager when you are logged in as the systems administrator, which replaces these functions. It is accessed in User Manager via Settings >> SunSystems 5 >> Operator Activity.

Reporting

The reporting client application has been upgraded to Actuate v8. This includes:

- Support for Microsoft Vista
- Multi Codepage Support
- Upgraded Report Designer
- Decimal and thousand separator enhancements
- Parameter Lookup enhancements
- A Bulk Upgrade/ Compile Utility – to facilitate the migration of reports from the previous version.

The Report Server version has been upgraded to Actuate v9. This includes:

- Support for Microsoft Vista client
- 2003 R2 Server support.

Improved Business Unit Management

Integrated Business Unit Setup Function: Business Unit Setup (BUS) now includes all of the functionality that was previously performed using the separate functions Business Unit Create, Business Unit Setup and Business Unit Delete.

Improved Business Unit Copy: Business Unit Copy (BUP) has been improved to ensure a more robust copying of business unit data. Additionally, Business Rules are no longer copied.

Centralized Logging: The folder for logging Business Unit management functions has been changed to a centralized logging location. For details, see the SunSystems v5 SQL/Oracle Installation Guide.

With release 5.4, Infor's award-winning financial management solution offers even richer functionality through key enhancements that are outlined in this document. If you're considering a move to Infor10 Financials Business (SunSystems) FMS v5.4 from a previous version, take a look at the benefits.

Custom SQL Scripts in New Business Units: You can include custom SQL scripts into the creation of a new business unit. This can be useful, especially if you have developed view-based reports. For details, see the Post Upgrade Tasks section of this Upgrade Guide.

Business Rules Enhancements

The following enhancements have been included within the Business Rules functionality:

- Date, Period, Amount Values - Setting of Date, Period, Amount Values by the business rules is now consistent throughout Redefined Data Items (RDI), Rule Data Sets (RDS) and Rules Sets (RST).
- Hierarchies – Some hierarchies have been modified to assist in locating required fields.
- Append action – In Rule Sets (RST), there is a new action of Append to allow concatenation within a General workspace.
- Rule Messages – The message text area has been enlarged, and rule messages can now be easily copied using the Save As action.

Financials Enhancements

Values 1 and 3 Allowed to be Same Currency: It is now possible to set the same Currency Code for Values 1 and 3 for Financials Only Business Units.

Value 4 Enhancements:

- Corporate Allocation Setup (CAD) now allows Values 3 and 4 to be defined if required on generate transactions.
- Asset Disposal (FAD) now includes Value 4 in its processing, if required by the 4th Currency Posting Rule defined on Business Unit Setup (BUS).
- Processing of Value 4 has been enhanced to be consistent with Value 2 or Value 3, depending on whether it is defined as a variable or fixed currency.

Address as Analysis Dimension: The Address Table Id has been added to those that can be set as an Analysis Dimension.

Allow One Analysis Table to be linked to Multiple Dimensions: The restriction of being able to link an Analysis Table to only one Analysis Dimension has been removed.

Date Range for Daily Rates: The Effective Days field has been removed from the Currency Codes (CNC) record, and replaced with an Effective Date From / To range on the Currency Daily Rates (CND) record.

Journal Types – Status Restrictions: Control of Journal Types (JNT) has been enhanced to allow the record status on each journal type to be set to suspended or closed, in addition to the existing statuses. The status is verified in the many financials functions to prevent the use of suspended and closed journal types.

Journal Types – Unique References Dependent on Account Type: The Unique References option in Journal Types (JNT) has been enhanced to enable you to determine whether unique transaction references are required in each account, depending on the account type. This allows you to ensure that every transaction line posted must have a reference that has not been used on any other transactions posted to the same account, only for the account type(s) that you specify.

Ledger Entry Enhancements:

- Balancing by variable currencies - Ledger Entry now balances by each currency in Value 2 and 4 (if they are variable) and not just by amount. This is achieved by calculating a separate balance for each variable currency to determine which are out of balance (based on Balancing settings on the Business Unit Setup (BUS) record) and generating any differences into the fixed values, 1 and 3, as required.

Leverage core functionality

The core strength of the Infor10 Financials Business (SunSystems) FMS) financial modules has always been that they are specifically designed to provide immediate access to all finance and accounting information for fast and effective decision-making. They also are built for the global enterprise, with a fourth currency or dual base currency added to Infor10 Financials Business (SunSystems) FMS v5 to meet the demands of customers' global business requirements. Infor FMS SunSystems' capabilities in order fulfilment are another distinctive strength, providing the capability to define custom process stages for purchasing, sales, and inventory movements.

- Transaction Reference balancing – If the Ledger Setup (LES) is configured to Balance by Transaction Reference, transaction lines with the previous reference are checked to ensure they balance as soon as a new Transaction Reference is entered in Ledger Entry (LEN). If the previous reference does not balance, an error message is displayed and the lines must be balanced for that reference before continuing with the new reference.
- Pay as Paid Processing – The mandatory link between Write On/Write Off, Value Date and Cash Posting Journal Type has been removed. The Write On/Write Off has been separated from its dependency on Value Date. A check is made on the Value Date if it has been populated on one or more of the transaction lines in the set of lines being matched. Write On/Write Off has also been separated from its dependency on the existence of a transaction whose Journal Type is defined as Cash.
- Change in Period / Date on a recalled held journal - When a held journal is recalled and the Period or Date is changed on a line, a message is displayed if the exchange rate for that line has changed. You then have the option of leaving the new rate in place or entering a pre-determined rate as required.
- Journal Number field can be displayed on Ledger Entry forms - A new field has been introduced within Form Designer for the Ledger Entry forms, to allow for the previously posted journal number to remain on the screen and to be more noticeable during the ledger entry process.

Ledger Import Consistency with Ledger Entry:

- Automatic Tax Calculation - During Ledger Import, any Automatic Tax Calculation settings on the Journal Type are invoked (as they are for Ledger Entry) to generate additional lines for the calculated tax.
- Transaction Sequence Numbers - Where Sequence Numbers have been set up and are in use, Ledger Import reports the range used alongside the generated Journal Number.
- Journal Notes are now available for Ledger Import.

Ledger Import Validation report:

- Control over reported substitutions - There is now more control available over which substitutions are reported. You can choose to ignore insignificant substitutions.
- Report Only Errors includes imbalances – When Report Only Errors is selected on the Ledger Import Runtime Parameters form, and the transactions are not imported due to an imbalance, the validation report is produced even if there are no validation errors.

Enhancements to Payments and Collections - Payment at Current Rates: There is a new option, Pay at Current Rates, on the Ledger Setup (LES) and in Payment Profiles (PYP). In a multi-currency environment, this allows you to specify whether payments and collections should use the historical exchange rates used on the originating transactions, or the current exchange rates defined in either Currency Period Rates (CNP) or Currency Daily Rates (CND).

This option allows you to record foreign currency transactions at the exchange rate on the date of the transaction, should your accounting procedures require this. However, the setting in Ledger Setup can be overridden in individual payment profiles, if necessary.

When matching the amounts after the payment lines have been generated, Payment Run automatically generates exchange gain/loss transactions if the amounts do not match in a currency value that requires balancing.

Own Bank Account: An additional field, Own Bank Account Code, has been introduced to the Bank Details (BNK) for indicating, where appropriate, that this bank details record is for your own bank account. When you create bank details for your own company bank account, use this field to link the bank details record to the relevant chart of accounts record that you have defined for your bank account. In this way, it is possible to set up multiple own bank accounts, each with its own bank details and chart of accounts record.

For more information on the enhancements and benefits of Infor FMS SunSystems v.5.4 please speak to your Sapphire Account Manager – or call our Product Advisory Team on +44 (0)20 7648 2000

Bank Details Extension: When using Bank Details Extension Setup (BDE), it is now possible to have two forms open at once, thereby assisting in the maintenance of the bank details extension record, for example, if there is a validation error due to data on the standard Bank Detail record.

Extended Length and Construction of Bank Transfer File Name: The length of the path / file name for the Bank Transfer file has been extended to 256 characters. Within Forms Designer it is possible to set the Bank Transfer file name as editable. When this field is editable, during a Payment or Collection Run, the field defaults to the generated file name as normal, however, you are able to overwrite this with a different path / file name if required. Any change made is validated to ensure that the path is accessible.

Payment Selection and Review: A new feature, Payment Selection and Review (PYS) has been introduced, based on the Saved Sets functionality, which was already available in earlier releases of SunSystems 5. Payment Selection and Review (PYS) allows you to select transactions and save them in a payment set, which is one specific application of a saved set. The transactions in the set are marked with a Saved Set Number. It is possible to include multiple payment methods in one set. Transactions in a Saved Set are excluded from other Payment Run selections. Once a Saved Set is complete and ready for Payment, it is passed to Payment Run for processing. Saved Sets can be deleted, making all the transactions in that set available for another Payment Run selection.

Improved Handling of Temporary Work Files: Changes have been made on work file locks to avoid contention between users, or sessions for a single user.

These locks were mainly encountered following an abnormal termination of a session. Database tables are now being used to store users' temporary working data.

Asset Register Enhancements

Asset Classes: Asset Classes have been introduced to enable assets of the same type or category to be grouped together.

These can be of benefit in two main areas:

- To enable like Assets to be grouped for processing through functions, for example, Depreciation, Disposals, Reporting, etc.
- To enable the setting of depreciation related options and values for multiple assets of a similar type. When creating an Asset Record (FAS) and assigning it to an Asset Class (FAC), the Depreciation Method and rules specified on the asset class are inserted in the asset record, together with the Balance sheet and P&L accounts from the Class record. These fields can be overwritten, as the values from the asset class are only used as defaults.

Automatic Postings for Part Disposals: Using the Asset Quantities functionality, it is now possible to automatically calculate the ledger postings for a part disposal. When you use the new function Asset Part Disposal (FAF), the generated disposal values are based on the ratio of current asset quantity and the quantity being disposed of. If all of the remaining quantity is part-disposed then it is treated as a full disposal and the disposal flags and other disposal-related fields are set on the asset record. The system will treat the part disposal as a Value asset transaction.

Order Fulfilment Enhancements

Recover Failed Postings (RFP) Enhancements: New functionality has been introduced in SunSystems 5.4.1 to assist in investigating reasons for failed postings, in order to resolve the problem and to eliminate the failed postings. All unposted Ledger Interfaces are displayed in the Recover Failed Postings (RFP) filter view. The posting process in Order Fulfilment and its interface to Financials via Ledger Import has been enhanced to make more information available on failures, and to improve your chances of retaining control of the status of all relevant transactions.

The possibility of double posting has been eliminated. A failed Order Fulfilment posting is only displayed in Recover Failed Postings (RFP), and it is eliminated from the Ledger Import queue.

Enhanced Transfer Data Codes for Ledger Posting: Data can now be transferred to the Ledger Additional Fields in Financials using Ledger Interfaces in Order Fulfilment.



Need More Information?

London

+44 (0)20 7648 2000

New York

+1 (212) 541 2406

Los Angeles

+1 (310) 231 8731

✉ info@sapphiresystems.com

🌐 www.sapphiresystems.com

The ledger fields, 5 additional dates and 25 description fields, are defined in Additional Fields Setup (AFS), and can be mapped from Order Fulfilment fields using Ledger Interfaces (LIS).

Pick List and Dispatch Note References and Printing: Transaction references can now be generated at the pick list and dispatch note stages. These references are controlled by the Pre-Printed Sequence setting in Document Format (DFS). The default setting is Normal Printing, so that the Generate process generates transaction references.

There are new options to specify the Sequence on the Rules tabs of Sales Business Setup and Inventory Business Setup: by Warehouse then Location; by Order Reference then Warehouse then Location, by Customer then Warehouse then Location, and by Location only. These allow a better control over the lines included in pick lists and dispatch notes.

Pick and Dispatch Confirm Statuses: Two new statuses are available, Pick Confirm and Dispatch Confirm, to enhance the ability to track the status on partially generated pick lists and despatch notes when a confirmation stage is defined on the order type. When the status is set to Confirm, it is only updated to Part Picked/Part Despatched when the user confirms the Pick or Despatch Note line in the confirm function.

Additional options in the Purchase Invoice Entry stage: Additional options have been added to the 'Use Values From' field on the Purchase Type stage entries. The new options are Receipt Note Total, and Receipt Note Line.

Data Access Groups on Address Records: A Data Access Group code can be added to address records, using Addresses (ADD). The data access group is checked in Static Data Maintenance functions, but not in any order fulfilment transactions.

No Space on Transaction References: When the delimiter is left blank on the transaction reference, a space is no longer inserted in the reference.

Euro Tool Kit for Order Fulfilment: A new Euro Tool Kit is available for Order Fulfilment, as a separately installed program. This tool kit converts to any new Base Currency (for example, Euros). Should you require this, it is recommended you contact your regional Infor office and seek guidance from a SunSystems consultant.

Transfer Desk and SunSystems Connect Enhancements

Format Designer:

- New Classification: Simple XML – Defining Elements and their Attributes
- Import XSD option – must be flattened, cannot refer to another XSD file

Transformation Designer:

- Derived Transformations UI – use a transformation as a template Transformation
- Support for XML attribute mapping

E-mail Alerts: You can configure email notification of processing results.

Save Payload: A new option has been introduced to specify whether input, output, or both, payloads should be saved on processing.

Asset Class Component: There is a new SunSystems Connect Component of Asset Class.

Technical Enhancements:

- Support for Microsoft Windows Vista
- Upgrade Java Developer's Kit from version 1.4 to 1.5. (in order to support Oracle 11g)
- SSC log files are now stored in SunSystems log folder (primarily for Vista compliance).

For further information on the company and the service that we provide, email info@sapphiresystems.com or telephone +44 (0)20 7648 2000.